

SMARTCITY (KOCHI) INFRASTRUCTURE PVT LTD POWER LICENSEE -  
TRUING UP PETITION FOR 2016-17

SMARTCITY (KOCHI) INFRASTRUCTURE PVT LTD

SmartCity Pavilion

Brahmapuram P.O.

Kochi-682 303

**BEFORE THE KERALA STATE ELECTRICITY REGULATORY  
COMMISSION**

**In the matter of:** Truing up of Revenue and Expenditure of M/s.SmartCity (Kochi) Infrastructure Pvt Ltd for the year 2016-17

**Applicant :** M/s.SmartCity (Kochi) Infrastructure Pvt Ltd  
SmartCity Pavilion,Brahampuram (PO)  
Kakkanad,Kochi-682303.


The Applicant humbly submits the following details for the favourable consideration of the Hon.Commission.

**I. Introduction:**

SmartCity (Kochi)Infrastructure Pvt Ltd (SCK) is an Information Technology Special Economic Zone in Kochi, Kerala, India. A joint venture company named Smart City (Kochi) Infrastructure Pvt. Ltd was formed by Government of Kerala (16% holding) and Dubai Holding (84% holding) to develop infrastructure for knowledge based industries. The project is spread over an area of 246 acres (99.6 ha) and envisions a minimum 8.8 million sq ft of built up space out of which at least 6.21 million sq ft will be specifically for information technology and services. Total 246 acres of land of SCK divided into Land-A-131.41 Acres, land-B-100.66 Acres & Land-C-13.94 Acres. The Phase 1 of the project, consisting of a 6.5 lakh sq ft IT building named SCK-01 and associated infrastructure, was inaugurated on 2016.

Kerala State Electricity Regulatory Commission as per notification no.1756/C.Engg/SCK/2013 granted distribution Licence to SmartCity (Kochi) Infrastructure Pvt Ltd.

SmartCity (Kochi) phase-1 has a power distribution system for supply of power to various consumers in the campus. SmartCity(Kochi) has a Power purchase Agreement with KSEB Ltd for contract demand of 1500 KVA and the recorded power demand is around 1250 KVA.SmartCity(Kochi) receives Electricity through one no 11KV feeder from nearby 220KV Brahmapuram substation of KSEB Ltd. This 11 KV feeder is connected to 2 Nos 2000 KVA transformers and LT distribution system at SmartCity (Kochi) utility substation. This utility substation is operated and maintained by SmartCity (Kochi) distribution Licensee. But this 11KV feeder arrangement is only on temporary basis.



- 1.1. M/s. SmartCity (Kochi) Infrastructure Pvt (SCK) had filed the petition for the approval of ARR & ERC for the control period from 2018-19 to 2021-22 as per the Tariff Regulation 2018 in the Multi Year Tariff Framework on 30-10-2018 before the Hon.Commission. Along with the MYT petition SCK submitted the Audited Revenue and Expenditure for the years 2016-17 & 2017-18.
- 1.2. The actual value of the revenue and expenditure of the licensee for the years 2016-17 as per the audited accounts of the distribution business is tabulated and submitted for Approval of Hon.Commission.

| Sl.No. | Particulars                      | Audited Accounts (Rs.In Lakh) |
|--------|----------------------------------|-------------------------------|
|        |                                  | 2016-17                       |
| 1      | Revenue from sale of power       | 87.02996                      |
| 2      | Other Income                     | 5.34996                       |
|        | <b>Total Income</b>              | <b>92.37992</b>               |
| 3      | Purchase of power                | 100.39910                     |
| 4      | O& M Expense                     | 55.5881                       |
| 5      | Depreciation                     | 44.89475                      |
|        | <b>Total Expenditure</b>         | <b>200.88195</b>              |
| 6      | <b>Revenue (Deficit)/surplus</b> | <b>(108.50203)</b>            |

## II. Sale of Power

Energy sale during the year 2016-17 is tabulated below.

| Category                  | 2016-17             |                            |
|---------------------------|---------------------|----------------------------|
|                           | Number of Consumers | Energy Sales in Lakh units |
| LT Consumers              | 23                  | 3.23201                    |
| HT Consumer               | 1                   | 7.08574                    |
| <b>Total Energy Sales</b> | <b>24</b>           | <b>10.317754</b>           |



### III. Purchase of Power

The actual purchased units and expense incurred by the licensee during the year 2016-17 is detailed as below.

| Particulars                 | 2016-17   |
|-----------------------------|-----------|
| Energy Purchase (Units)     | 1079263   |
| Demand Charges (Rs.in Lakh) | 40.500    |
| Energy Charges (Rs.in Lakh) | 59.8991   |
| Total (Rs.in Lakhs)         | 100.39910 |

### IV Operation & Maintenance Expense

O&M expenses consist of employee costs, repair and maintenance expenses and administration and general expenses. Summary of the same tabulated below.

| Particulars               | 2016-17  |
|---------------------------|----------|
| Employee Expenses (Lakhs) | 32.89322 |
| A&G Expenses (Lakhs)      | 11.9330  |
| R&M Expenses (Lakhs)      | 10.7618  |
| Total (Lakhs)             | 55.58810 |

For the year 2016-17, during the initial operation period of Licensee, very senior persons are employed for setting up the operation, hence the cost for the employee is high during the period 2016-17.

In A&G expense major expense is for security arrangement at substation. We have considered 2 security persons deployed for 24 hr duty. We are considered minimum wages for the security person.

### V Depreciation



As per audited Balance sheet, Depreciation calculated for years 2016-17 is tabulated below.

| Particulars                          | 2016-17  |
|--------------------------------------|----------|
| Depreciation on Fixed Assets (Lakhs) | 44.89475 |

**VI Revenue from sale of Power**

Revenue from sale of power during the years 2016-17 is follows

| Category     | 2016-17                   |  |
|--------------|---------------------------|--|
|              | Energy sale in Lakh Units | Revenue from the sale of Power (Rs in Lakhs) |
| LT Consumers | 3.23201                   | 37.8998                                      |
| HT Consumers | 7.08574                   | 49.13016                                     |
| <b>Total</b> | <b>10.317754</b>          | <b>87.02996</b>                              |

**VII Non-Tariff Income**

Non-tariff income during the years 2016-17 tabulated below.

| Year    | Non-Tariff Income(Rs.Lakh) |
|---------|----------------------------|
| 2016-17 | 5.35                       |

**VIII. Distribution Loss:**

Distribution loss for year 2016-17 is 4.40% in the distribution network including 11KV/440V transformer loss. High loss is due to less loading in transformer due to Low occupancy.

**IX Revenue Gap/Surplus**

The deficit as per the audited accounts of the distribution licensee for the year 2016-17 is Rs.108.50 Lakh.



X. **Limit the expenditure:**

Sincere efforts were taken to limit the expenditure to the minimum possible. However the infrastructure being implemented for full occupancy of the building, where as the occupancy is gradually increasing, there is limit for the reduction. Further, being IT building, as many companies are working on 24 hr basis SCK need to engage maintenance staff in 3 shifts. This also is a hurdle for minimising cost of O & M Expenses

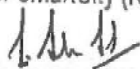
**Prayer**

SmartCity (Kochi) Infrastructure Pvt Ltd request the Hon. Commission that:

1. *Truing up of Income and Expenditure as per the audited accounts for the years 2016-17 with the explanation may kindly be approved.*
2. *SmartCity (Kochi) requests the Hon'ble Commission to condone any inadvertent omissions/errors/rounding off difference/shortcomings and permit SmartCity (Kochi) to add/alter this filing and make further submissions as may be required at a future date.*
3. *Considering the low volume of operation, but being 24 hours of operational IT building, Hon'ble commission may kindly consider the O & M cost, employee cost and A & G expenses based on actuals.*



For Smartcity (Kochi) Infrastructure Pvt. Ltd.

  
**Jau John Jacob**  
Company Secretary

## Form D 1.1

## Summary of Aggregate Revenue Requirement

| Name of Distribution Business/Licensee |   | SmartCity(Kochi) Infrastructure Pvt Ltd |                     |                    |
|--|---|---|---------------------|--------------------|
| Licensed Area of Supply                |   | SmartCity(Kochi) Infrastructure Pvt Ltd |                     |                    |
| In Lakh                                |   |   |                     |                    |
| S.No.                                  | Particulars   | Reference form no.                      | 2016-17-<br>Audited | 2017-18<br>Audited |
| 1                                      | 2   | 3                                       |                     |                    |
| 1                                      | Cost of own power generation/power purchase   | 3.1                                     | 100.3991            | 190.6897           |
| 2                                      | Transmission Charges  | 3.2                                     |                     |                    |
| 3                                      | NLDC/RLDC/SLDC Charges  | 3.3                                     |                     |                    |
| 4                                      | Operation & Maintenance Expenses  | 3.4                                     | 55.5881             | 41.0541            |
| 4.1                                    | Employee Expenses   | 3.4                                     | 32.8932             | 18.7501            |
| 4.2                                    | Annual Contribution for Terminal Liabilities based on actuarial valuation                 |   | -                   | -                  |
| 4.3                                    | Administration & General Expenses   | 3.4                                     | 11.9330             | 11.4489            |
| 4.4                                    | Repair & Maintenance Expenses   | 3.4                                     | 10.7618             | 10.8552            |
| 5                                      | Depreciation  | 3.5                                     | 44.895              | 45.802             |
| 6                                      | Interest and finance charges on long term loans   | 3.6                                     |                     |                    |
| 7                                      | Interest on Bonds to meet Terminal Liabilities  | 3.6                                     |                     |                    |
| 8                                      | Interest on Working Capital   | 3.7                                     | -                   | -                  |
| 9                                      | Interest on consumer security deposits and deposits from Users of the distribution system |   |                     |                    |
| 10                                     | Any other item (to be specified)  |   |                     |                    |
| 11                                     | Contribution to contingency reserves  |   |                     |                    |
| 12                                     | Provisioning for Bad debts, if any  |   |                     |                    |
| 13                                     | Adjustment for profit/loss on account of controllable/uncontrollable factors              |   |                     |                    |
| 14                                     | Return on Equity / Net Fixed Assets   | 3.8                                     | -                   | -                  |
| 15                                     | <b>Total Revenue Expenditure</b>  |   | <b>256</b>          | <b>319</b>         |
| 16                                     | Tax on ROE  | 3.9                                     |                     |                    |
| 17                                     | <b>Aggregate Revenue Requirement (13+15)</b>  |   |                     |                    |
| 18                                     | Less: Non Tariff Income   | 2.4                                     | 5.3500              | 6.3599             |
| 19                                     | Less: Income from wheeling charges  | 2.2                                     |                     |                    |
| 20                                     | Less: Income from Other Business (to be specified)  |   |                     |                    |
| 21                                     | Less: Receipt on account of Cross Subsidy Surcharge on wheeling charges                   |   |                     |                    |
| 22                                     | Less: Receipt on account of additional surcharge on charge of wheeling                    |   |                     |                    |
| 23                                     | <b>Aggregate Revenue Requirement from Retail Tariff</b>                                   |   | <b>251</b>          | <b>312</b>         |



| Revenue from Sale of Power              |  | SmartCity(Kochi) Infrastructure Pvt Ltd |    | SmartCity(Kochi) Infrastructure Pvt Ltd |              | SmartCity(Kochi) Infrastructure Pvt Ltd |         | SmartCity(Kochi) Infrastructure Pvt Ltd |    | SmartCity(Kochi) Infrastructure Pvt Ltd |    | SmartCity(Kochi) Infrastructure Pvt Ltd |    | SmartCity(Kochi) Infrastructure Pvt Ltd |    |                          |    |       |    |           |           |
|---|--|---|----|---|--------------|---|---------|---|----|---|----|---|----|---|----|--------------------------|----|-------|----|-----------|-----------|
| Names of Distribution Business/Division |  | 1. Special Area of Supply               |    | Number of consumers                     |              | Number of consumers billed              |         | Conserved Load of consumers             |    | Units Sold (Lakh Units)                 |    | Demand/ load charges                    |    | Energy Charge @                         |    | Fuel Adjustment charges@ |    | Total |    | Remarks   |           |
| S.No.                                   | Particulars  | 3                                       | 4  | 5                                       | 6            | 7                                       | 8       | 9                                       | 10 | 11                                      | 12 | 13                                      | 14 | 15                                      | 16 | 17                       | 18 | 19    | 20 | 21        | 22        |
| 1                                       | Revenue from sale of Electricity to consumers (categories as per Tariff for supply of Electricity) | 0                                       | 0  | 0                                       | 0            | 0                                       | 0       | 0                                       | 0  | 0                                       | 0  | 0                                       | 0  | 0                                       | 0  | 0                        | 0  | 0     | 0  | 0         | 0         |
| 2                                       | LT Categories  | 23                                      | 23 | 118                                     | 3,23,201.140 | 1,7700                                  | 36.1258 |   |    |   |    |   |    |   |    |                          |    |       |    |           |           |
| 3                                       | Industrial IT & IT Enabled   |   |    |   |              |   |         |   |    |   |    |   |    |   |    |                          |    |       |    |           |           |
| 4                                       | Construction   |   |    |   |              |   |         |   |    |   |    |   |    |   |    |                          |    |       |    |           |           |
| 5                                       | HT Categories  |   |    |   |              |   |         |   |    |   |    |   |    |   |    |                          |    |       |    |           |           |
| 6                                       | HT1 B  | 1                                       | 1  | 350                                     | 7,08,57,4288 | 9,4500                                  | 39.6802 |   |    |   |    |   |    |   |    |                          |    |       |    |           |           |
| 7                                       | Even High Tension (EHT)  |   |    |   |              |   |         |   |    |   |    |   |    |   |    |                          |    |       |    |           |           |
| 8                                       | Bulk Consistency/Licenses  |   |    |   |              |   |         |   |    |   |    |   |    |   |    |                          |    |       |    |           |           |
| 9                                       | TOTAL 34   |   |    |   |              |   |         |   |    | 10,31,784                               |    |   |    |   |    |                          |    |       |    | 87,02,996 |           |
| 10                                      | Revenue from sale of power outside the State   |   |    |   |              |   |         |   |    |   |    |   |    |   |    |                          |    |       |    |           |           |
| 11                                      | Sale through power exchange  |   |    |   |              |   |         |   |    |   |    |   |    |   |    |                          |    |       |    |           |           |
| 12                                      | Sale to other States   |   |    |   |              |   |         |   |    |   |    |   |    |   |    |                          |    |       |    |           |           |
| 13                                      | Sale through Traders   |   |    |   |              |   |         |   |    |   |    |   |    |   |    |                          |    |       |    |           |           |
| 14                                      | Total of items not shown categorwise   |   |    |   |              |   |         |   |    |   |    |   |    |   |    |                          |    |       |    |           |           |
| 15                                      | a) Reactive Energy Charges   |   |    |   |              |   |         |   |    |   |    |   |    |   |    |                          |    |       |    |           |           |
| 16                                      | b) Electricity Duty Recovery   |   |    |   |              |   |         |   |    |   |    |   |    |   |    |                          |    |       |    |           |           |
| 17                                      | c) Other duties recovery   |   |    |   |              |   |         |   |    |   |    |   |    |   |    |                          |    |       |    |           |           |
| 18                                      | Final Duty @ Losses  |   |    |   |              |   |         |   |    |   |    |   |    |   |    |                          |    |       |    |           |           |
| 19                                      | d) Variable charge Recoveries  |   |    |   |              |   |         |   |    |   |    |   |    |   |    |                          |    |       |    |           |           |
| 20                                      | e) Miscellaneous Charges from consumers  |   |    |   |              |   |         |   |    |   |    |   |    |   |    |                          |    |       |    |           |           |
| 21                                      |  |   |    |   |              |   |         |   |    |   |    |   |    |   |    |                          |    |       |    |           |           |
| 22                                      |  |   |    |   |              |   |         |   |    |   |    |   |    |   |    |                          |    |       |    |           |           |
| 23                                      |  |   |    |   |              |   |         |   |    |   |    |   |    |   |    |                          |    |       |    |           |           |
| 24                                      | Gross Revenue From Sale of Power   |   |    |   |              |   |         |   |    |   |    |   |    |   |    |                          |    |       |    |           |           |
| 25                                      | Less: If Electricity Duty Payable to Govt. (Contn)   |   |    |   |              |   |         |   |    |   |    |   |    |   |    |                          |    |       |    |           |           |
| 26                                      | If Other Suits/Loans Payable to Govt. (Contn)  |   |    |   |              |   |         |   |    |   |    |   |    |   |    |                          |    |       |    |           |           |
| 27                                      | Net Revenue from Sale of Power (A25-A30)   |   |    |   |              |   |         |   |    |   |    |   |    |   |    |                          |    |       |    |           | 87,02,996 |





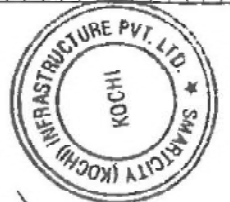
| Form D 2.4                             |   |   |         |                       |                |                |
|--|---|---|---------|-----------------------|----------------|----------------|
|  |   | Non-tariff Income                       |         |                       |                |                |
| Name of Distribution Business/licensee |   | SmartCity(Kochi) Infrastructure Pvt Ltd |         |                       | Rs.Lakh        |                |
| Licenced Area Of Supply                |   | SmartCity(Kochi) Infrastructure Pvt Ltd |         |                       |                |                |
| S. No.                                 | Particulars   | Previous Year (u-1)                     |         |                       | 2016-17        | 2017-18        |
|  |   | Approved in Tariff Order                | Audited | Truing Up requirement | Audited        | Audited        |
| 1                                      | Interest on staff loans and advances  |   |         |                       |                |                |
| 2                                      | Income from statutory investments   |   |         |                       |                |                |
| 3                                      | Income from trading   |   |         |                       |                |                |
| 4                                      | Income from rent of land or buildings   |   |         |                       |                |                |
| 5                                      | Income from sale of scrap   |   |         |                       |                |                |
| 6                                      | Income from staff welfare activities  |   |         |                       |                |                |
| 7                                      | Rental from staff quarters  |   |         |                       |                |                |
| 8                                      | Excess found on physical verification   |   |         |                       |                |                |
| 9                                      | Interest on security deposits   |   |         |                       | 5.34996        | 6.317178       |
| 10                                     | Interest on advances to suppliers/contractors   |   |         |                       |                |                |
| 11                                     | Income from hire charges from contractors and others  |   |         |                       |                |                |
| 12                                     | Income due to right of way granted for laying fibre optic cables/co-axial cables on distribution system |   |         |                       |                |                |
| 13                                     | Income from advertisements, etc.  |   |         |                       |                |                |
| 14                                     | Application fee   |   |         |                       |                |                |
| 15                                     | Commission for collection of electricity duty   |   |         |                       |                |                |
| 16                                     | Interest on delayed or deferred payment of bills  |   |         |                       |                | 0.0427096      |
| 17                                     | Rebate from Central Generating Stations   |   |         |                       |                |                |
| 18                                     | Revenue from late payment surcharge   |   |         |                       |                |                |
| 19                                     | Recovery for theft and pilferage of energy  |   |         |                       |                |                |
| 20                                     | Meter/metering equipment/service line rentals   |   |         |                       |                |                |
|  | <b>Total</b>  |   |         |                       | <b>5.34996</b> | <b>6.35989</b> |



| Form D 3.1  |                                |                    |                               |                               |  |                                       |   |                             |  |                                      |  |   |                                  |                      |              |   |                                      |
|---|--------------------------------|--------------------|-------------------------------|-------------------------------|--|---------------------------------------|---|-----------------------------|--|--------------------------------------|--|---|----------------------------------|----------------------|--------------|---|--------------------------------------|
| Power Purchase Expenses                               |                                |                    |                               |                               |  |                                       |   |                             |  |                                      |  |   |                                  |                      |              |   |                                      |
| Licensee Name: SmartCity(Kochi)Infrastructure Pvt Ltd |                                |                    |                               |                               |  |                                       |   |                             |  |                                      |  |   |                                  |                      |              |   |                                      |
| Licensee Area: SmartCity(Kochi)Infrastructure Pvt Ltd |                                |                    |                               |                               |  |                                       |   |                             |  |                                      |  |   |                                  |                      |              |   |                                      |
| 2016-17   |                                |                    |                               |                               |  |                                       |   |                             |  |                                      |  |   |                                  |                      |              |   |                                      |
| Sl. No.   | Source of Power (Station wise) | Installed Capacity | Utility share (%) share (BFW) | Utility share (%) share (MLT) | Total Energy Sent Out (ESG) from the station (MLT) | External losses outside the State (%) | Energy Received at State boundary (MLT) | Losses within the State (%) | Energy received by licensee (Lakh Units) | Total Annual fixed charges (Rs Lakh) | Capacity Changes paid/ payable by Utility (Rs Crore) | Variable Cost per unit including Fuel Price Adjustment (Rs/kWh) | Total Variable Charges (Rs Lakh) | Incentive (Rs Crore) | Bank Charges | Total Cost of Energy Received (Rs Lakh) | Avg cost of energy received (Rs/kWh) |
| 1   | 2                              | 3                  | 4                             | 5                             | 6  | 7                                     | 8                                       | 9                           | 3  | 4                                    | 5  | 6   | 7                                | 8                    | 9            | 10                                      | 11                                   |
| 1   | KSEB (16-17) year              |                    |                               |                               |  |                                       |   |                             | 10,79,263                                | 40,500                               |  |   | 59,89,907                        |                      |              | 100,39,907                              | 9.30                                 |
| Total   |                                |                    |                               |                               |  |                                       |   |                             |  |                                      |  | 59,89,907   |                                  | 100,39,907           | 9.30         |   |                                      |



| A   |  | SmartCity(Kochi) Infrastructure Pvt.Ltd<br>SmartCity(Kochi) Infrastructure Pvt.Ltd |                   | Operations and Maintenance Expenses |         |           |           |
|---|--|--|-------------------|-------------------------------------|---------|-----------|-----------|
| Name of Distribution Business/Licensee<br>Licensed Area of Supply |  | Particulars  |                   | Reference                           |         | Remarks   |           |
| 1   |  | Employee Expenses  |                   |                                     |         |           |           |
| S.No.   | Particulars                                | Approved in Tenth Order  | Audited           | Trading Up requirement              | Audited | 2017-18   | Remarks   |
| 1   | 2  | 4  | 5                 | 6-5-4                               | 5       | Audited   | 5         |
| 1   | Number of Consumers (000)                  |  |                   |                                     |         |           |           |
|   | Norms (Rs. Lakh/ 000 consumers)            |  |                   |                                     |         |           |           |
| 2   | Distribution Transformers (no.)            |  |                   |                                     |         |           |           |
|   | Norms (Rs. Lakh/ Distribution Transformer) |  |                   |                                     |         |           |           |
| 3   | HT line (km)                               |  |                   |                                     |         |           |           |
|   | Norms (Rs. Lakh/km of HT line)             |  |                   |                                     |         |           |           |
| 4   | Sales (kWh)                                |  |                   |                                     |         |           |           |
|   | Norms (Rs./unit of sales)                  |  |                   |                                     |         |           |           |
| 5   | Employee Expense (as per norms)            |  |                   |                                     |         |           |           |
| 6   | Employee Expense (actuals)                 |  |                   |                                     |         | 32,85,322 | 18,75,008 |
| 2   |  | Administrative and General Expenses  |                   |                                     |         |           |           |
| S.No.   | Particulars                                | Approved in Tenth Order  | Audited/Normative | Trading Up requirement              | Audited | 2017-18   | Remarks   |
| 1   | 2  | 6  | 5                 | 6-5-4                               | 5       | Actual    | 5         |
| 1   | Number of Consumers (000)                  |  |                   |                                     |         |           |           |
|   | Norms (Rs. Lakh/ 000 consumers)            |  |                   |                                     |         |           |           |
| 2   | Distribution Transformers (no.)            |  |                   |                                     |         |           |           |
|   | Norms (Rs. Lakh/ Distribution Transformer) |  |                   |                                     |         |           |           |
| 3   | HT line (km)                               |  |                   |                                     |         |           |           |
|   | Norms (Rs. Lakh/km of HT line)             |  |                   |                                     |         |           |           |
| 4   | Sales (kWh)                                |  |                   |                                     |         |           |           |
|   | Norms (Rs./unit of sales)                  |  |                   |                                     |         |           |           |
| 4   | A&C Expense (as per norms)                 |  |                   |                                     |         |           |           |
| 5   | A&C Expense (actuals)                      |  |                   |                                     |         | 11,93,301 | 11,44,859 |
| 3   |  | Repair and Maintenance Expense   |                   |                                     |         |           |           |
| S.No.   | Particulars                                | Approved in Tenth Order  | Audited/Normative | Trading Up requirement              | Audited | 2017-18   | Remarks   |
| 1   | 2  | 4  | 5                 | 6-5-4                               | 5       | Actual    | 5         |
| 1   | Opening CFA (Rs. Crore)                    |  |                   |                                     |         |           |           |
|   | Norms (% of opening CFA)                   |  |                   |                                     |         |           |           |
| 2   | R&M Expense (as per norms)                 |  |                   |                                     |         |           |           |
| 3   | R&M Expense (actuals)                      |  |                   |                                     |         | 10,76,518 | 10,83,522 |
| E   |  | SmartCity(Kochi) Infrastructure Pvt.Ltd<br>SmartCity(Kochi) Infrastructure Pvt.Ltd |                   |                                     |         |           |           |
| S.No.   | Particulars                                | Approved in Tenth Order  | Audited/Normative | Trading Up requirement              | Audited | 2017-18   | Remarks   |
| 1   | 2  | 6  | 5                 | 6-5-4                               | 5       | Actual    | 5         |
| 1   | Employee Expenses (as per norms)           |  |                   |                                     |         |           |           |
| 2   | R&M Expenses (as per norms)                |  |                   |                                     |         |           |           |
| 3   | A&C Expenses (as per norms)                |  |                   |                                     |         |           |           |
| 4   | O&M Expense (as per norms) (1-2+3)         |  |                   |                                     |         |           |           |
| 2   | O&M Expense (actuals)                      |  |                   |                                     |         | 59,98,510 | 47,05,412 |



| Form D 3.4(a)                          |  |   |                 |         |
|--|--|---|-----------------|---------|
| Employee Expenses                      |  |   |                 |         |
| Name of Distribution Business/Licensee |  | SmartCity(Kochi) Infrastructure Pvt Ltd |                 |         |
| Licensed Area of Supply                |  | SmartCity(Kochi) Infrastructure Pvt Ltd |                 |         |
|  |  | Rs(Lakh)                                |                 |         |
| S. No.                                 | Particulars                              | 2016-17                                 | 2017-18         | Remarks |
|  |  | Audited                                 | Audited         |         |
| 1                                      | 2  | 3                                       | 4               | 5       |
| 1                                      | Basic Salary                             | 15.33000                                | 9.99714         |         |
| 2                                      | Dearness Allowance (DA)                  |   |                 |         |
| 3                                      | House Rent Allowance                     | 7.66500                                 | 5.79802         |         |
| 4                                      | Conveyance Allowance                     | 4.24350                                 | 2.80370         |         |
| 5                                      | Leave Travel Allowance                   |   |                 |         |
| 6                                      | Earned Leave Encashment                  |   |                 |         |
| 7                                      | Other Allowances                         | 9.04650                                 | 5.80732         |         |
| 8                                      | Medical Reimbursement                    |   |                 |         |
| 9                                      | Overtime Payment                         |   |                 |         |
| 10                                     | Bonus/Ex-Gratia Payments                 |   |                 |         |
| 11                                     | Interim Relief / Wage Revision           |   |                 |         |
| 12                                     | Staff welfare expenses                   |   |                 |         |
| 13                                     | VRS Expenses/Retrenchment Compensation   |   |                 |         |
| 14                                     | Commission to Directors                  |   |                 |         |
| 15                                     | Training Expenses                        |   |                 |         |
| 16                                     | Payment under Workmen's Compensation Act |   |                 |         |
| 17                                     | <b>Net Employee Costs</b>                |   |                 |         |
| 18                                     | Terminal Benefits                        |   |                 |         |
| 18.1                                   | Provident Fund Contribution              |   |                 |         |
| 18.2                                   | Provision for PF Fund                    | 2.04809                                 | 1.09331         |         |
| 18.3                                   | Pension Payments                         |   |                 |         |
| 18.4                                   | Gratuity Payment                         | 0.57049                                 | 0.27329         |         |
| 19                                     | Others (Personal Accident)               |   | 0.27671         |         |
| 20                                     | <b>Gross Employee Expenses</b>           | <b>38.90358</b>                         | <b>26.04949</b> |         |
| 21                                     | Less: Expenses Capitalised               | 6.01036                                 | 7.29941         |         |
| 22                                     | <b>Net Employee Expenses</b>             | <b>32.89322</b>                         | <b>18.75008</b> |         |



| Form D 3.4(b)                          |   |   |           |          |
|--|---|---|-----------|----------|
| Administrative & General Expenses      |   |   |           |          |
|  |   |   |           | Rs(Lakh) |
| Name of Distribution Business/Licensee |   | SmartCity(Kochi) Infrastructure Pvt Ltd |           |          |
| Licensed Area of Supply                |   | SmartCity(Kochi) Infrastructure Pvt Ltd |           |          |
| S. No.                                 | Particulars                                   | 2016-17                                 | 2017-18   | Remarks  |
|  |   | Audited                                 | Audited   |          |
| 1                                      | 2   | 3                                       | 4         | 5        |
| 1                                      | Rent Rates & Taxes                            |   |           |          |
| 2                                      | Insurance                                     | 0.326907                                | 1.039397  |          |
| 3                                      | Telephone & Postage, etc.                     | 0.270000                                | 0.270000  |          |
| 4                                      | Legal charges                                 |   |           |          |
| 5                                      | Audit Fees                                    |   |           |          |
| 6                                      | Consultancy charges                           |   |           |          |
| 7                                      | Periodical Inspection charges                 |   |           |          |
| 8                                      | Conveyance                                    | 2.447730                                | 1.005665  |          |
| 9                                      | Vehicle Running Expenses Truck / Delivery Van |   |           |          |
| 10                                     | Vehicle Hiring Expenses Truck / Delivery Van  |   |           |          |
| 11                                     | Electricity charges                           | 0.761383                                | 0.742386  |          |
| 12                                     | Water charges                                 | 0.072000                                | 0.072000  |          |
| 13                                     | Entertainment                                 |   |           |          |
| 14                                     | Fees & subscription                           |   |           |          |
| 15                                     | Printing & Stationery                         | 2.483620                                | 1.139045  |          |
| 16                                     | Advertisements, exhibition publicity          |   |           |          |
| 17                                     | Contribution/Donations                        |   |           |          |
| 18                                     | Training expenses                             |   |           |          |
| 19                                     | Miscellaneous Expenses -Taxes                 |   |           |          |
| 20                                     | DSM activities                                |   |           |          |
| 21                                     | RPO expenses                                  |   |           |          |
| 22                                     | Sports and related activities                 |   |           |          |
| 23                                     | Freight                                       |   |           |          |
| 24                                     | Purchase Related Advertisement Expenses       |   |           |          |
| 25                                     | Bank Charges                                  |   |           |          |
| 26                                     | Office Expenses                               | 0.415800                                | 0.522738  |          |
| 27                                     | License Fee and other related fee             | 0.011370                                | 0.027870  |          |
| 28                                     | Cost of services procured                     |   |           |          |
| 29                                     | Outsourcing of metering and billing system    | 1.100000                                | 1.440000  |          |
| 30                                     | V-sat, Internet and related charges           | 0.253829                                | 0.292725  |          |
| 31                                     | Security arrangements                         | 3.770100                                | 4.897040  |          |
| 32                                     | Books & periodicals                           |   |           |          |
| 33                                     | Computer Stationery                           |   |           |          |
| 34                                     | Others -PPA, ARR                              |   |           |          |
| 35                                     | Gross A&G Expenses                            | 11.933039                               | 11.448865 |          |
| 36                                     | Ele. Duty u/s 3(i), KED Act                   |   |           |          |
| 37                                     | Less: Expenses Capitalised                    |   |           |          |
| 38                                     | Net A&G Expenses                              | 11.933039                               | 11.448865 |          |



| Form D 3.4(c)                           |                                  |   |           |          |          |
|---|----------------------------------|---|-----------|----------|----------|
| Repair & Maintenance Expenses           |                                  |   |           |          |          |
| Name of Distribution Business/ Licensee |                                  | SmartCity(Kochi) Infrastructure Pvt Ltd |           |          | Rs(Lakh) |
| Licensed Area of Supply                 |                                  | SmartCity(Kochi) Infrastructure Pvt Ltd |           |          |          |
| S. No.                                  | Particulars                      | Reference                               | 2016-17   | 2017-18  | Remarks  |
|   |                                  |   | Audited   | Audited  |          |
| 1                                       | 2                                | 3                                       | 4         | 5        |          |
| 1                                       | Plant & Machinery                |   |           |          |          |
| 2                                       | Buildings                        |   |           |          |          |
| 3                                       | Civil Works                      |   |           |          |          |
| 4                                       | Hydraulic Works                  |   |           |          |          |
| 5                                       | Lines & Cable Networks           |   |           |          |          |
| 6                                       | Vehicles                         |   |           |          |          |
| 7                                       | Furniture & Fixtures             |   |           |          |          |
| 8                                       | Annual Maintenance Contract      |   |           |          |          |
| 9                                       | Operation & Maintenance contract |   | 10.761840 | 10.85518 |          |
| 10                                      | Office Equipment                 |   |           |          |          |
| 11                                      | Gross R&M Expenses               |   |           |          |          |
| 12                                      | Less: Expenses Capitalised       |   |           |          |          |
| 13                                      | Net R&M Expenses                 |   | 10.7618   | 10.8552  |          |




**Fixed Asset & Depreciation**

| Sl.No. | Asset Group(As per notification in respect of depreciation) | Rate of depreciation (%) | Gross Fixed assets           |                          |                          | Provision for depreciation |  |                           | Net fixed asset at the beginning of the year | Net fixed Assets at the end of the year | Figures in Lakh |
|--------|---|--------------------------|------------------------------|--------------------------|--------------------------|----------------------------|--|---------------------------|--|---|-----------------|
|        |   |                          | At the beginning of the year | Addition during the year | Adjustments & Deductions | At the end of the year     | Cumulative up to the beginning of the year | Additions during the year |  |   |                 |
| 4      | 5   | 6                        | 7                            | 8                        | 9                        | 10                         | 11   | 12                        | 13   |   |                 |
| 1      | Land & land rights **                                       | 1.01%                    | 83.41                        | -                        | -                        | 83.41                      | 3.31                                       | 0.64                      | 60.11  | 59.46                                   |                 |
| 2      | Other Civil works   | -                        | -                            | -                        | -                        | -                          | -  | -                         | -  | -                                       |                 |
| 3      | HV Distribution system                                      | 5.28%                    | 699.69                       | 61.37                    | -                        | 761.27                     | 6.16                                       | 40.19                     | 693.54                                       | 714.91                                  |                 |
| a)     | Distribution lines  | 5.28%                    | 76.09                        | -                        | -                        | 76.09                      | 0.67                                       | 4.02                      | 75.42  | 71.40                                   |                 |
| b)     | Sub-station equipments                                      | -                        | -                            | -                        | -                        | -                          | -  | -                         | -  | -                                       |                 |
| i)     | Transformers  | -                        | -                            | -                        | -                        | -                          | -  | -                         | -  | -                                       |                 |
| ii)    | Switchgears, Control gear & Protection                      | -                        | -                            | -                        | -                        | -                          | -  | -                         | -  | -                                       |                 |
| iii)   | Batteries   | -                        | -                            | -                        | -                        | -                          | -  | -                         | -  | -                                       |                 |
| iv)    | Others  | -                        | -                            | -                        | -                        | -                          | -  | -                         | -  | -                                       |                 |
| 4      | LT Distribution system                                      | -                        | -                            | -                        | -                        | -                          | -  | -                         | -  | -                                       |                 |
| a)     | Distribution lines  | -                        | -                            | -                        | -                        | -                          | -  | -                         | -  | -                                       |                 |
| b)     | Sub-station equipments                                      | -                        | -                            | -                        | -                        | -                          | -  | -                         | -  | -                                       |                 |
| i)     | Transformers  | -                        | -                            | -                        | -                        | -                          | -  | -                         | -  | -                                       |                 |
| ii)    | Switchgears, Control gear & Protection                      | -                        | -                            | -                        | -                        | -                          | -  | -                         | -  | -                                       |                 |
| iii)   | Batteries   | -                        | -                            | -                        | -                        | -                          | -  | -                         | -  | -                                       |                 |
| iv)    | Others / DG   | -                        | -                            | -                        | -                        | -                          | -  | -                         | -  | -                                       |                 |
| 5      | Communication equipment                                     | -                        | -                            | -                        | -                        | -                          | -  | -                         | -  | -                                       |                 |
| 6      | Meters  | -                        | -                            | -                        | -                        | -                          | -  | -                         | -  | -                                       |                 |
| 7      | Vehicles  | -                        | -                            | -                        | -                        | -                          | -  | -                         | -  | -                                       |                 |
| 8      | Furniture & fixtures  | -                        | -                            | -                        | -                        | -                          | -  | -                         | -  | -                                       |                 |
| 9      | Office Equipments   | -                        | -                            | -                        | -                        | -                          | -  | -                         | -  | -                                       |                 |
| 10     | Assets of Partnership projects etc.                         | -                        | -                            | -                        | -                        | -                          | -  | -                         | -  | -                                       |                 |
| 11     | Capital spares of HV & LT transmission                      | -                        | -                            | -                        | -                        | -                          | -  | -                         | -  | -                                       |                 |
| 12     | Assets taken over & pending final valuation                 | -                        | -                            | -                        | -                        | -                          | -  | -                         | -  | -                                       |                 |
| 13     | IT Equipments   | 15.00%                   | -                            | 1.67                     | -                        | 1.67                       | -  | 0.04                      | -  | 1.63                                    |                 |
| 14     | Any Other items   | -                        | -                            | -                        | -                        | -                          | -  | -                         | -  | -                                       |                 |
| 15     | Gross Asset (Total(I) to (15))                              | -                        | 839.20                       | 63.25                    | -                        | 902.45                     | 10.14                                      | 44.89475                  | 829.06                                       | 847.42                                  |                 |
| 16     | Less:Consumer contribution                                  | -                        | -                            | -                        | -                        | -                          | -  | -                         | -  | -                                       |                 |
| 17     | Less:Govt.grants  | -                        | -                            | -                        | -                        | -                          | -  | -                         | -  | -                                       |                 |
| 18     | Less:Deposit works  | -                        | -                            | -                        | -                        | -                          | -  | -                         | -  | -                                       |                 |
| 19     | Less:Capital Subsidies                                      | -                        | -                            | -                        | -                        | -                          | -  | -                         | -  | -                                       |                 |
| 20     | Net Asset Considered for depreciation                       | -                        | 839.20                       | 63.25                    | -                        | 902.45                     | -  | -                         | -  | -                                       |                 |

**Note:**

The Company entered into an agreement with the Government of Kerala, whereby the Government has leased the land for a period of 99 years to develop a SmartCity in Kochi in consideration for an amount of Rs. 104 Crores as land lease premium. Out of this 246 acres of land, 1.5 acres of land used for the construction of licensee distribution system.



|   |   | Form D 6.2                              |              |                              |                   |       |  |
|---|---|---|--------------|------------------------------|-------------------|-------|--|
|   |   | Appropriation of Distribution loss      |              |                              |                   |       |  |
| Name of Distribution Business / Licensee          |   | SmartCity(Kochi) Infrastructure Pvt Ltd |              | 2016-17                      |                   |       |  |
| Licensed Area of Supply                           |   | SmartCity(Kochi) Infrastructure Pvt Ltd |              |                              |                   |       |  |
| Year (n-1)*                                       |   |   |              |                              |                   |       |  |
| S.No.   |   | 2016-17<br>(Actual/Audited)             |              |                              |                   |       |  |
|   |   | Energy Input                            | Energy Sales | Energy sent to lower voltage | Distribution Loss |       |  |
|   |   | KWh                                     | KWh          | MKWh                         | Percent           | KWh   |  |
| 1   |   | 3                                       | 4            | 5                            | 6                 | 7     |  |
| Voltage-wise Apportionment of Distribution losses |   |   |              |                              |                   |       |  |
| 1   | Total Energy Purchase From KSEB (11 kV) | 1079263                                 |              |                              |                   |       |  |
| 2   | Energy Sold to LT consumers             |   | 323201       |                              |                   |       |  |
| 3   | Energy Sold to HT consumers             |   | 708574       |                              | 4.4000            | 47488 |  |
| Overall Distribution Loss                         |   |   |              |                              | 4.4000            | 47488 |  |

\* Note : To be furnished separately for each year commencing from (n-1)th year to (n+3)th year.

Note: nth year = FY 2014-15, n+1th year = FY 2015-16, and so on, for the first filing under the KSEERC (Terms and Conditions for Determination of Tariff) Regulations, 2014





| <b>Form D P&amp;L</b>                  |   |   |                    |                    |          |
|--|---|---|--------------------|--------------------|----------|
| <b>Profit &amp; Loss Account</b>       |   |   |                    |                    |          |
| Name of Distribution Business/Licensee |   | SmartCity(Kochi) Infrastructure pvt Ltd |                    |                    |          |
| Licensed Area of Supply                |   | SmartCity(Kochi) Infrastructure pvt Ltd |                    |                    |          |
|  |   |   |                    |                    | Rs       |
|  |   |   |                    |                    | 1,00,000 |
| S.No.                                  | Particulars   | Ref                                     | 2016-17            | 2017-18            | Remarks  |
| 1                                      | 2   | 3                                       | Audited            | Audited            | 6        |
|  | <b>I. INCOME</b>  |   |                    |                    |          |
|  | a. Revenue from Sale of Power   |   | 87,02,996          | 1,96,75,124        |          |
|  | b. Revenue Subsidies and Grants   |   |                    |                    |          |
|  | c. Other Income   |   | 5,34,996           | 6,35,989           |          |
|  | <b>Total (a+b+c)</b>  |   | <b>92,37,992</b>   | <b>2,03,11,112</b> |          |
|  | <b>II. EXPENDITURE</b>  |   |                    |                    |          |
|  | a. Repairs and Maintenance.   |   | 8,31,431           | 8,40,745           |          |
|  | b. Employee Cost  |   | 32,89,322          | 18,75,008          |          |
|  | c. Administration and General Expenses  |   | 11,93,304          | 11,44,887          |          |
|  | d. Depreciation   |   | 44,89,475          | 45,80,169          |          |
|  | e. Interest and Finance charges, Interest on Term Loan                              |   | 2,44,753           | 2,44,773           |          |
|  | f. Subtotal ( a+b+c+d+e)  |   | 1,00,48,285        | 86,85,582          |          |
|  | g. Less Capitalised Expenses:   |   |                    |                    |          |
|  | - Interest & Finance Charges  |   |                    |                    |          |
|  | - Other Expenses  |   |                    |                    |          |
|  | h. Other Debits   |   |                    |                    |          |
|  | I. Extra Ordinary Items   |   |                    |                    |          |
|  | j. Purchase of power  |   | 1,00,39,910        | 1,90,68,970        |          |
|  | k. Generation of Power  |   |                    |                    |          |
|  | <b>Total Expenditure (f-g+h+i+j+k)</b>  |   | <b>2,00,88,195</b> | <b>2,77,54,552</b> |          |
|  | <b>III. Profit/(Loss) before Tax (I-II)</b>   |   | -1,08,50,203       | -74,43,439         |          |
|  | <b>IV. Provision for Income Tax</b>   |   |                    |                    |          |
|  | <b>V. Net Prior period credits (Charges )</b>                                       |   |                    |                    |          |
|  | <b>VI. Surplus (Deficit )</b>   |   | -1,08,50,203       | -74,43,439         |          |
|  | <b>VII. Net Assets at the beginning of the year (Less consumer's Contribution )</b> |   | 9,28,75,932        | 8,47,41,613        |          |
|  | <b>VIII. Rate of Return (VI / VII)</b>  |   | -11.68%            | -8.78%             |          |

Note: Reconciliation between audited accounts and amounts for distribution business should be furnished.

